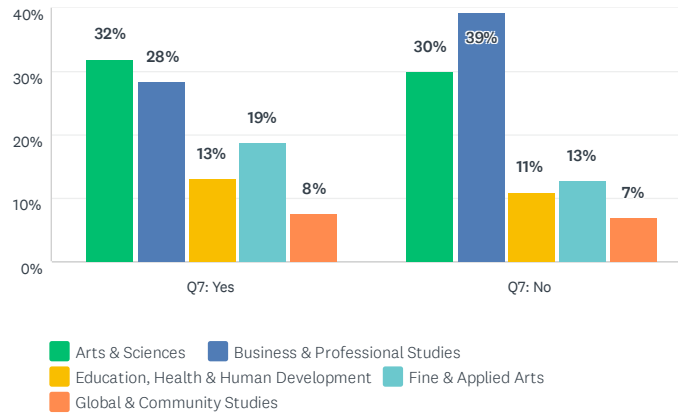


### Q1 In which faculty are you enrolled?

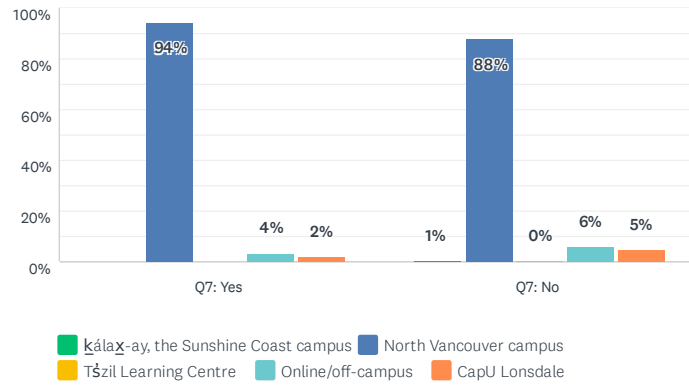
Answered: 956 Skipped: 7



	ARTS & SCIENCES	BUSINESS & PROFESSIONAL STUDIES	EDUCATION, HEALTH & HUMAN DEVELOPMENT	FINE & APPLIED ARTS	GLOBAL & COMMUNITY STUDIES	TOTAL
Q7: Yes	32% 17	28% 15	13% 7	19% 10	8% 4	6% 53
Q7: No	30% 270	39% 355	11% 99	13% 116	7% 63	94% 903
Total Respondents	287	370	106	126	67	956

### Q2 Which Capilano University location do you primarily attend?

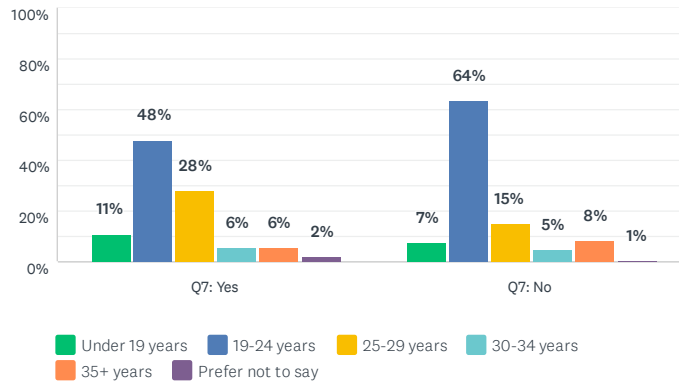
Answered: 962 Skipped: 1



	KÁLAŠ-AY, THE SUNSHINE COAST CAMPUS	NORTH VANCOUVER CAMPUS	TŠZIL LEARNING CENTRE	ONLINE/OFF-CAMPUS	CAPU LONSDALE	TOTAL
Q7: Yes	0% 0	94% 51	0% 0	4% 2	2% 1	6% 54
Q7: No	1% 6	88% 799	0% 3	6% 53	5% 47	94% 908
Total Respondents	6	850	3	55	48	962

### Q3 How old are you?

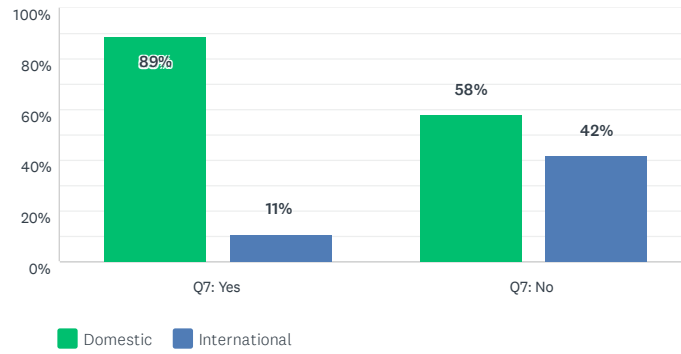
Answered: 962 Skipped: 1



	UNDER 19 YEARS	19-24 YEARS	25-29 YEARS	30-34 YEARS	35+ YEARS	PREFER NOT TO SAY	TOTAL
Q7: Yes	11% 6	48% 26	28% 15	6% 3	6% 3	2% 1	6% 54
Q7: No	7% 68	64% 577	15% 135	5% 46	8% 77	1% 5	94% 908
Total Respondents	74	603	150	49	80	6	962

### Q4 Are you a domestic student or an international student?

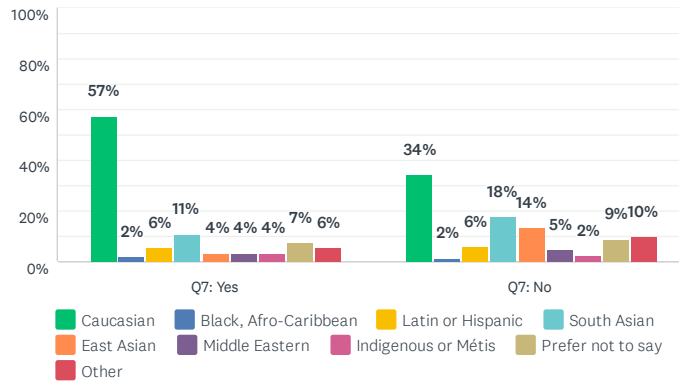
Answered: 962 Skipped: 1



	DOMESTIC	INTERNATIONAL	TOTAL
Q7: Yes	89% 48	11% 6	6% 54
Q7: No	58% 526	42% 382	94% 908
Total Respondents	574	388	962

### Q5 How do you identify in terms of ethnicity?

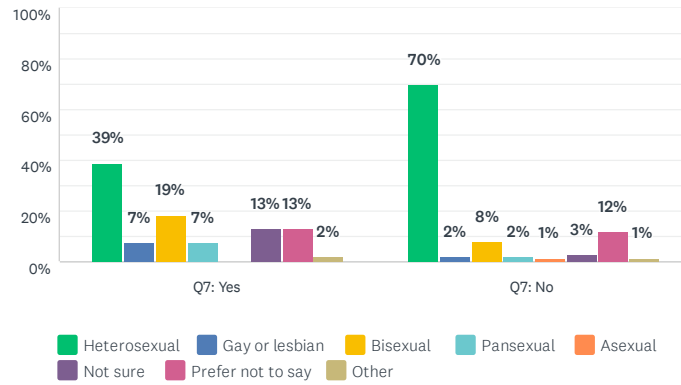
Answered: 962 Skipped: 1



	CAUCASIAN	BLACK, AFRO-CARIBBEAN	LATIN OR HISPANIC	SOUTH ASIAN	EAST ASIAN	MIDDLE EASTERN	INDIGENOUS OR MÉTIS	PREFER NOT TO SAY	OTHER	TOTAL
Q7: Yes	57% 31	2% 1	6% 3	11% 6	4% 2	4% 2	4% 2	7% 4	6% 3	6% 54
Q7: No	34% 313	2% 14	6% 55	18% 162	14% 124	5% 45	2% 22	9% 80	10% 93	94% 908
Total Respondents	344	15	58	168	126	47	24	84	96	962

### Q6 What is your sexual orientation?

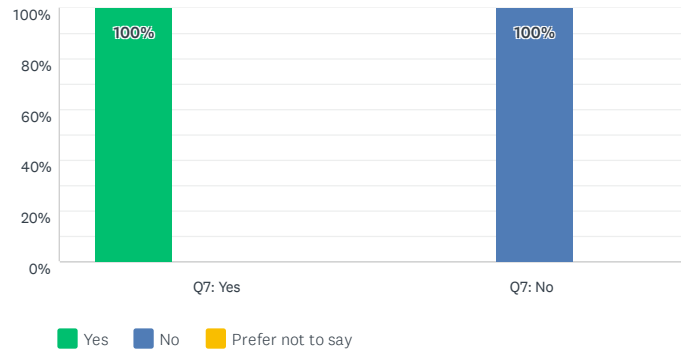
Answered: 956 Skipped: 7



	HETEROSEXUAL	GAY OR LESBIAN	BISEXUAL	PANSEXUAL	ASEXUAL	NOT SURE	PREFER NOT TO SAY	OTHER	TOTAL
Q7: Yes	39% 21	7% 4	19% 10	7% 4	0% 0	13% 7	13% 7	2% 1	6% 54
Q7: No	70% 630	2% 17	8% 72	2% 19	1% 13	3% 29	12% 109	1% 13	94% 902
Total Respondents	651	21	82	23	13	36	116	14	956

### Q7 Do you identify as a person with a disability?

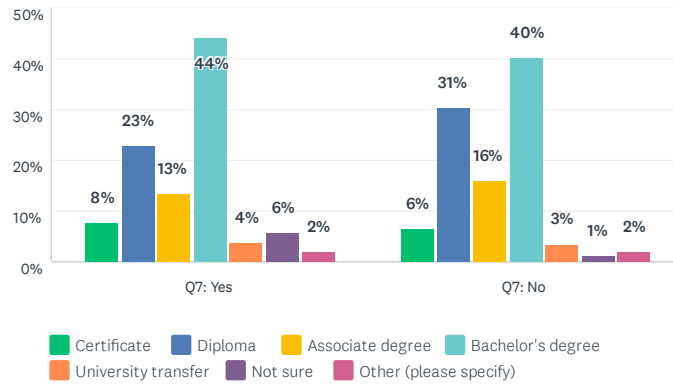
Answered: 963 Skipped: 0



	YES	NO	PREFER NOT TO SAY	TOTAL
Q7: Yes	100% 54	0% 0	0% 0	6% 54
Q7: No	0% 0	100% 909	0% 0	94% 909
Total Respondents	54	909	0	963

### Q8 What level of credential are you pursuing right now?

Answered: 898 Skipped: 65

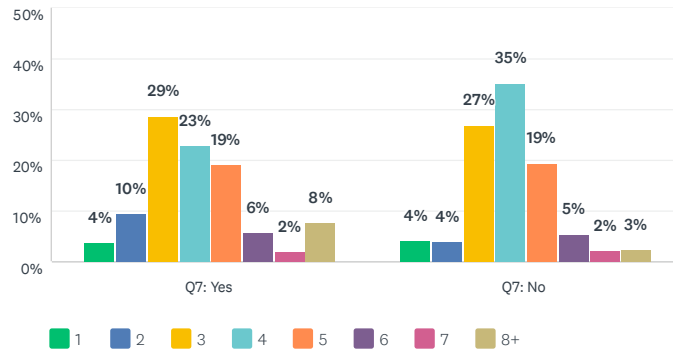


	CERTIFICATE	DIPLOMA	ASSOCIATE DEGREE	BACHELOR'S DEGREE	UNIVERSITY TRANSFER	NOT SURE	OTHER (PLEASE SPECIFY)	TOTAL
Q7: Yes	8% 4	23% 12	13% 7	44% 23	4% 2	6% 3	2% 1	6% 52
Q7: No	6% 54	31% 259	16% 136	40% 341	3% 29	1% 10	2% 17	94% 846
Total Respondents	58	271	143	364	31	13	18	898



### Q9 How many courses do you usually take per semester?

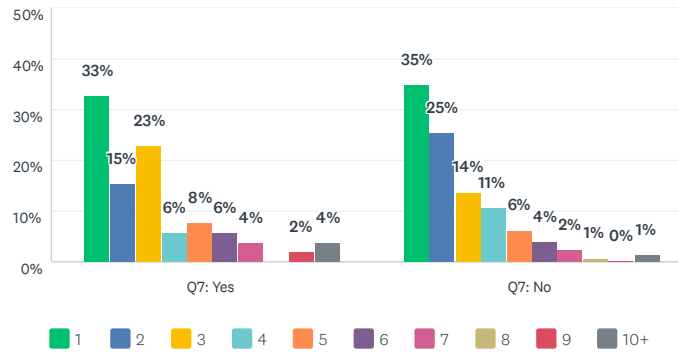
Answered: 899 Skipped: 64



	1	2	3	4	5	6	7	8+	TOTAL
Q7: Yes	4%	10%	29%	23%	19%	6%	2%	8%	6%
	2	5	15	12	10	3	1	4	52
Q7: No	4%	4%	27%	35%	19%	5%	2%	3%	94%
	37	33	228	298	165	46	18	22	847
Total Respondents	39	38	243	310	175	49	19	26	899

### Q10 How many years have you been attending post-secondary?

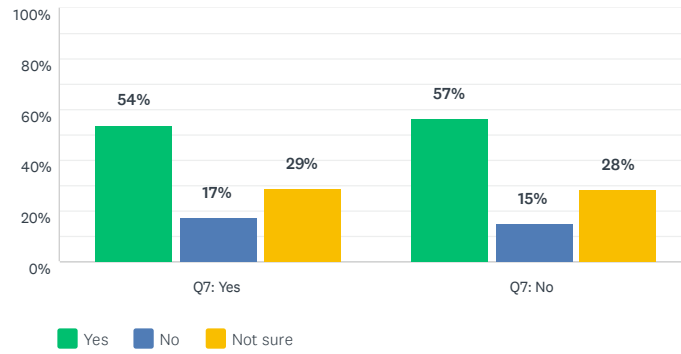
Answered: 898 Skipped: 65



	1	2	3	4	5	6	7	8	9	10+	TOTAL
Q7: Yes	33% 17	15% 8	23% 12	6% 3	8% 4	6% 3	4% 2	0% 0	2% 1	4% 2	6% 52
Q7: No	35% 297	25% 215	14% 116	11% 90	6% 53	4% 33	2% 21	1% 7	0% 2	1% 12	94% 846
Total Respondents	314	223	128	93	57	36	23	7	3	14	898

### Q11 Do you feel represented at the university?

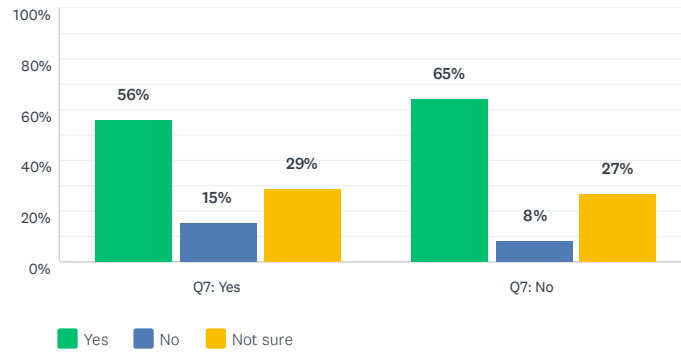
Answered: 898 Skipped: 65



	YES	NO	NOT SURE	TOTAL
Q7: Yes	54% 28	17% 9	29% 15	6% 52
Q7: No	57% 478	15% 129	28% 239	94% 846
Total Respondents	506	138	254	898

### Q12 Do you feel that the CSU leadership reflects the diversity of the campus community?

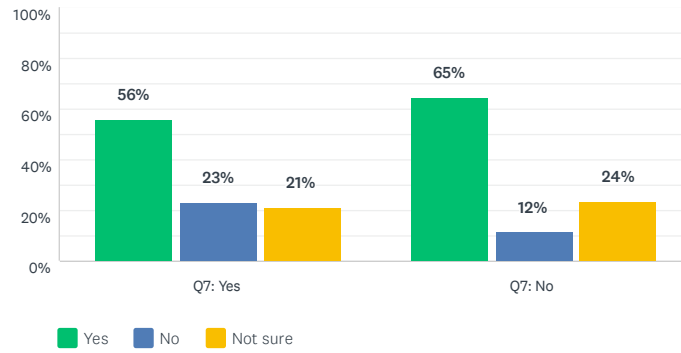
Answered: 898 Skipped: 65



	YES	NO	NOT SURE	TOTAL
Q7: Yes	56% 29	15% 8	29% 15	6% 52
Q7: No	65% 546	8% 71	27% 229	94% 846
Total Respondents	575	79	244	898

### Q13 Do you feel that the Capilano University leadership reflects the diversity of the campus community?

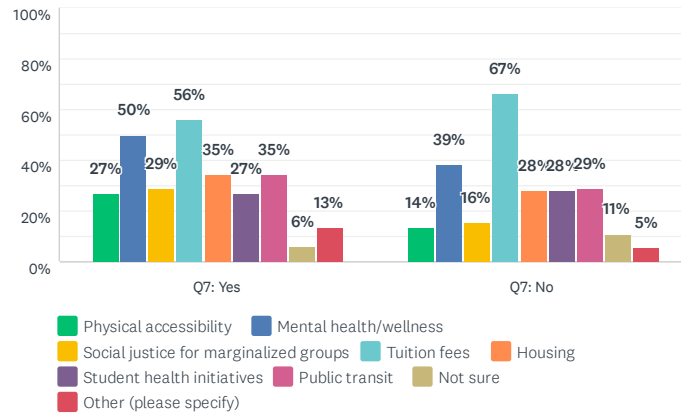
Answered: 899 Skipped: 64



	YES	NO	NOT SURE	TOTAL
Q7: Yes	56% 29	23% 12	21% 11	6% 52
Q7: No	65% 548	12% 99	24% 200	94% 847
Total Respondents	577	111	211	899

### Q14 Are there specific areas of advocacy you would like to see the CSU pursue?

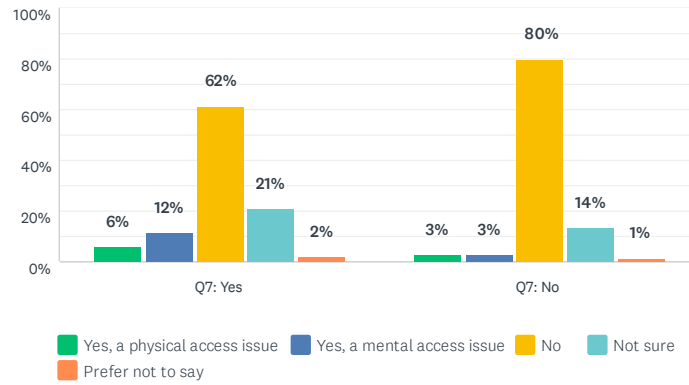
Answered: 897 Skipped: 66



	PHYSICAL ACCESSIBILITY	MENTAL HEALTH/WELLNESS	SOCIAL JUSTICE FOR MARGINALIZED GROUPS	TUITION FEES	HOUSING	STUDENT HEALTH INITIATIVES	PUBLIC TRANSIT	NOT SURE	OTHER (PLEASE SPECIFY)	TOTAL
Q7: Yes	27% 14	50% 26	29% 15	56% 29	35% 18	27% 14	35% 18	6% 3	13% 7	16% 144
Q7: No	14% 115	39% 327	16% 132	67% 563	28% 236	28% 237	29% 247	11% 92	5% 45	222% 1,994
Total Respondents	129	353	147	592	254	251	265	95	52	897

### Q15 Have you ever been unable to access CSU services due to an accessibility issue?

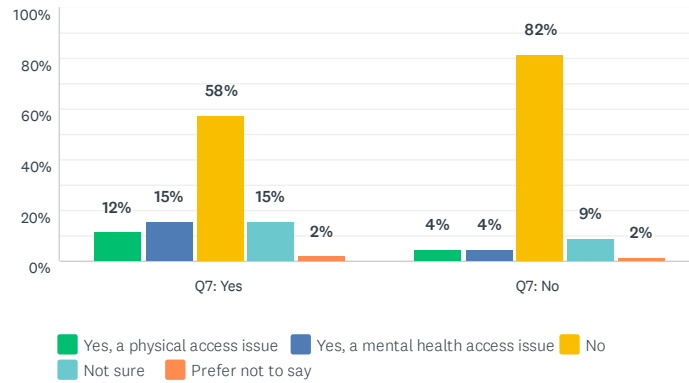
Answered: 899 Skipped: 64



	YES, A PHYSICAL ACCESS ISSUE	YES, A MENTAL ACCESS ISSUE	NO	NOT SURE	PREFER NOT TO SAY	TOTAL
Q7: Yes	6% 3	12% 6	62% 32	21% 11	2% 1	6% 53
Q7: No	3% 27	3% 24	80% 679	14% 116	1% 12	95% 858
Total Respondents	30	30	711	127	13	899

### Q16 Have you ever been unable to access Capilano University services due to an accessibility issue?

Answered: 899 Skipped: 64

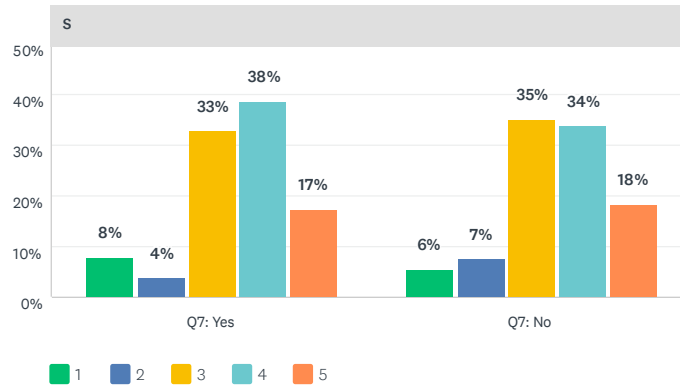


	YES, A PHYSICAL ACCESS ISSUE	YES, A MENTAL HEALTH ACCESS ISSUE	NO	NOT SURE	PREFER NOT TO SAY	TOTAL
Q7: Yes	12% 6	15% 8	58% 30	15% 8	2% 1	6% 53
Q7: No	4% 38	4% 38	82% 691	9% 78	2% 13	95% 858
Total Respondents	44	46	721	86	14	899



### Q17 Rate how well you feel the CSU represents students' financial interests to the administration and faculty.

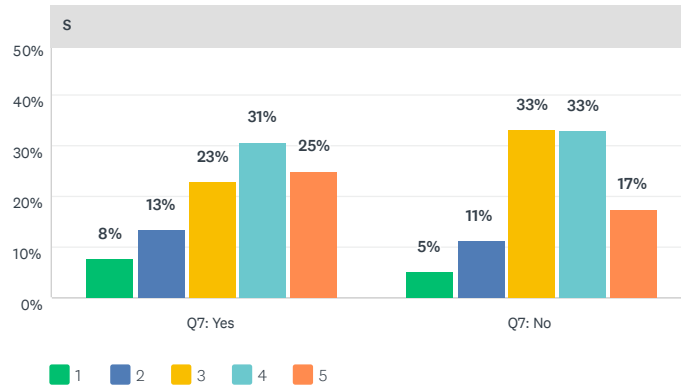
Answered: 867 Skipped: 96



☆	1	2	3	4	5	TOTAL	WEIGHTED AVERAGE
Q7: Yes	8% 4	4% 2	33% 17	38% 20	17% 9	6% 52	3.54
Q7: No	6% 45	7% 61	35% 286	34% 275	18% 148	94% 815	3.52

Q18 Rate how well you trust the CSU to spend student dollars wisely.

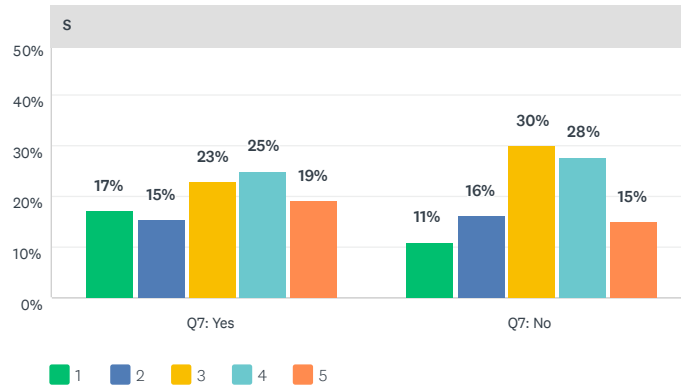
Answered: 869 Skipped: 94



☆	1	2	3	4	5	TOTAL	WEIGHTED AVERAGE
Q7: Yes	8% 4	13% 7	23% 12	31% 16	25% 13	6% 52	3.52
Q7: No	5% 43	11% 91	33% 271	33% 270	17% 142	94% 817	3.46

Q19 Rate how aware you are of CSU services and how to access them.

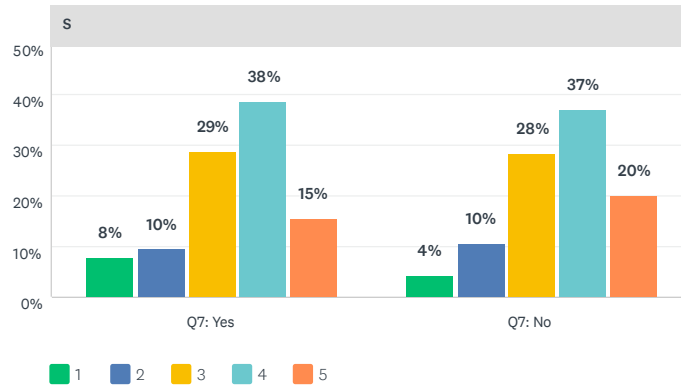
Answered: 870 Skipped: 93



☆	1	2	3	4	5	TOTAL	WEIGHTED AVERAGE
Q7: Yes	17% 9	15% 8	23% 12	25% 13	19% 10	6% 52	3.13
Q7: No	11% 90	16% 133	30% 245	28% 228	15% 122	94% 818	3.19

Q20 Rate how well you feel the CSU represents students' mental health and well-being to the administration and faculty.

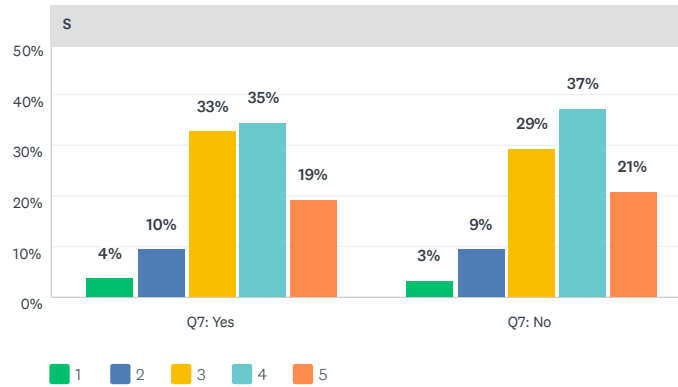
Answered: 868 Skipped: 95



☆	1	2	3	4	5	TOTAL	WEIGHTED AVERAGE
Q7: Yes	8% 4	10% 5	29% 15	38% 20	15% 8	6% 52	3.44
Q7: No	4% 34	10% 85	28% 231	37% 302	20% 164	94% 816	3.58

### Q21 Rate how well the CSU represents students' academic interests to the administration and faculty.

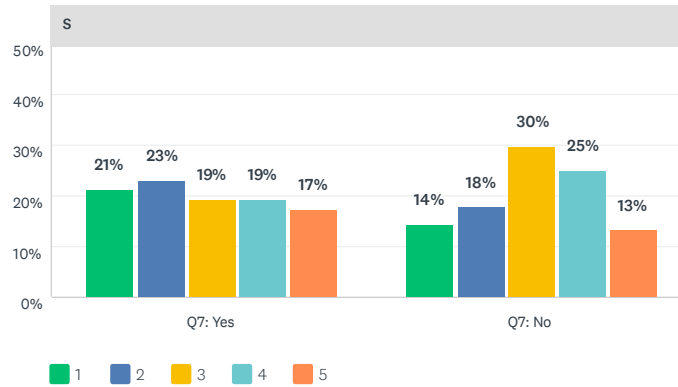
Answered: 866 Skipped: 97



☆	1	2	3	4	5	TOTAL	WEIGHTED AVERAGE
Q7: Yes	4% 2	10% 5	33% 17	35% 18	19% 10	6% 52	3.56
Q7: No	3% 27	9% 77	29% 238	37% 304	21% 168	94% 814	3.63

Q22 Rate how aware you are of CSU advocacy to the provincial, municipal, and federal governments.

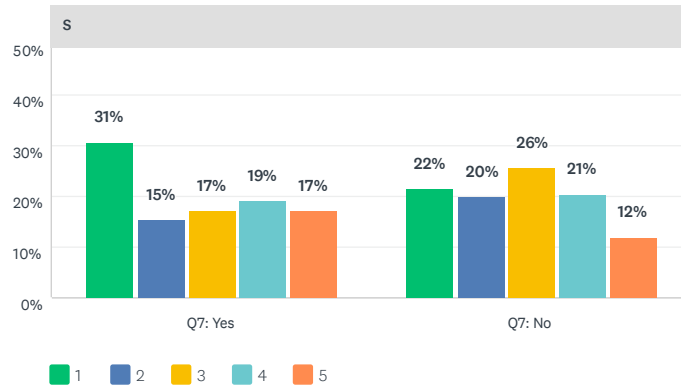
Answered: 868 Skipped: 95



☆	1	2	3	4	5	TOTAL	WEIGHTED AVERAGE
Q7: Yes	21% 11	23% 12	19% 10	19% 10	17% 9	6% 52	2.88
Q7: No	14% 116	18% 145	30% 242	25% 204	13% 109	94% 816	3.06

Q23 Rate your knowledge about how CSU fees are used/allocated.

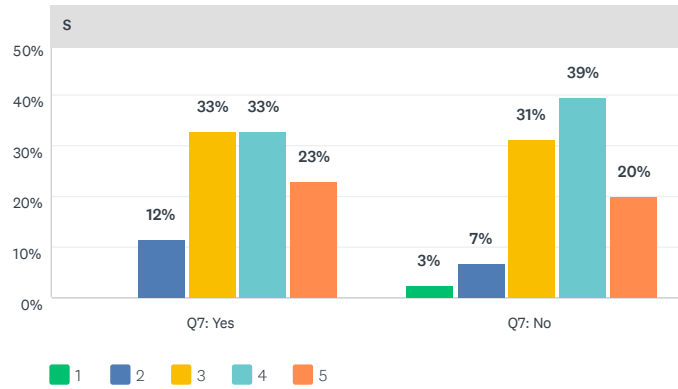
Answered: 867 Skipped: 96



☆	1	2	3	4	5	TOTAL	WEIGHTED AVERAGE
Q7: Yes	31% 16	15% 8	17% 9	19% 10	17% 9	6% 52	2.77
Q7: No	22% 176	20% 163	26% 210	21% 168	12% 98	94% 815	2.81

### Q24 Rate the CSU overall.

Answered: 869 Skipped: 94

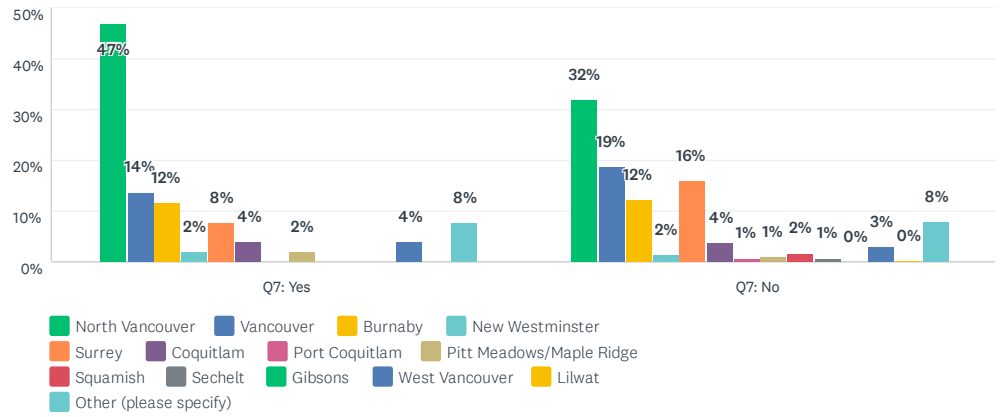


☆	1	2	3	4	5	TOTAL	WEIGHTED AVERAGE
Q7: Yes	0%	12%	33%	33%	23%	6%	
	0	6	17	17	12	52	3.67
Q7: No	3%	7%	31%	39%	20%	94%	
	21	56	255	322	163	817	3.67



### Q25 Where do you live?

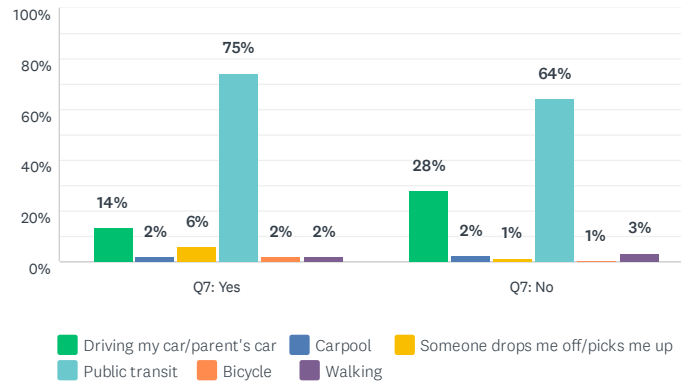
Answered: 871 Skipped: 92



	NORTH VANCOUVER	VANCOUVER	BURNABY	NEW WESTMINSTER	SURREY	COQUITLAM	PORT COQUITLAM	PITT MEADOWS/MAPLE RIDGE	SQUAMISH	SECHELT
Q7: Yes	47% 24	14% 7	12% 6	2% 1	8% 4	4% 2	0% 0	2% 1	0% 0	0% 0
Q7: No	32% 262	19% 154	12% 101	2% 13	16% 132	4% 30	1% 7	1% 8	2% 14	1% 6
Total Respondents	286	161	107	14	136	32	7	9	14	6

### Q26 How do you get to and from campus most often?

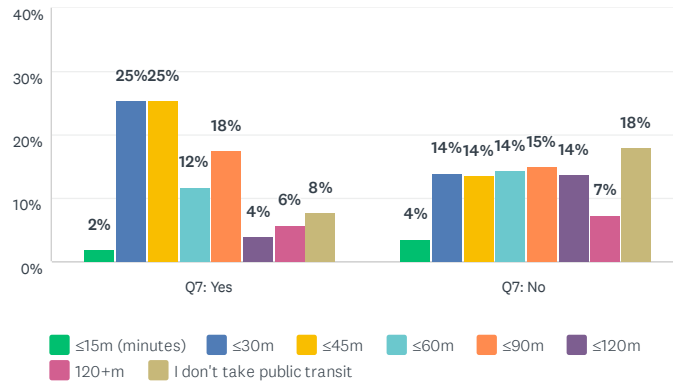
Answered: 870 Skipped: 93



	DRIVING MY CAR/PARENT'S CAR	CARPOOL	SOMEONE DROPS ME OFF/PICKS ME UP	PUBLIC TRANSIT	BICYCLE	WALKING	TOTAL
Q7: Yes	14% 7	2% 1	6% 3	75% 38	2% 1	2% 1	6% 51
Q7: No	28% 229	2% 19	1% 11	64% 527	1% 5	3% 28	94% 819
Total Respondents	236	20	14	565	6	29	870

### Q27 If you take public transit how long does it usually take you to get to campus?

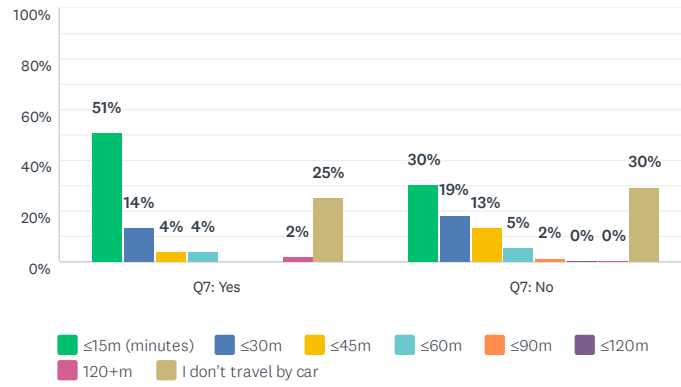
Answered: 869 Skipped: 94



	≤15M (MINUTES)	≤30M	≤45M	≤60M	≤90M	≤120M	120+M	I DON'T TAKE PUBLIC TRANSIT	TOTAL
Q7: Yes	2% 1	25% 13	25% 13	12% 6	18% 9	4% 2	6% 3	8% 4	6% 51
Q7: No	4% 30	14% 115	14% 112	14% 117	15% 123	14% 113	7% 60	18% 148	94% 818
Total Respondents	31	128	125	123	132	115	63	152	869

### Q28 If you travel by car, how long does it usually take you to get to campus?

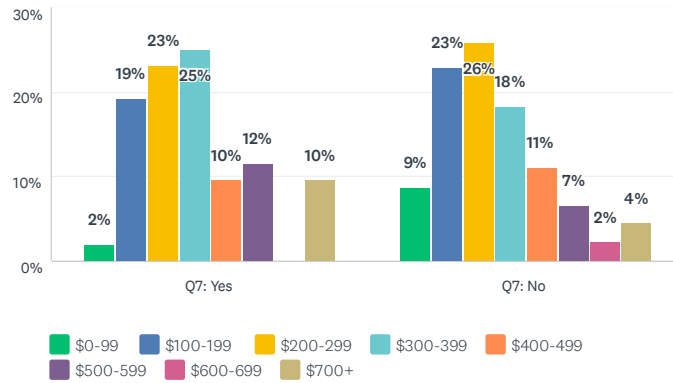
Answered: 867 Skipped: 96



	≤15M (MINUTES)	≤30M	≤45M	≤60M	≤90M	≤120M	120+M	I DON'T TRAVEL BY CAR	TOTAL
Q7: Yes	51% 26	14% 7	4% 2	4% 2	0% 0	0% 0	2% 1	25% 13	6% 51
Q7: No	30% 248	19% 153	13% 110	5% 44	2% 14	0% 3	0% 3	30% 241	94% 816
Total Respondents	274	160	112	46	14	3	4	254	867

Q29 Based on your best estimate, how much in total did you spend on textbook and other course resources (excluding tuition) per semester?

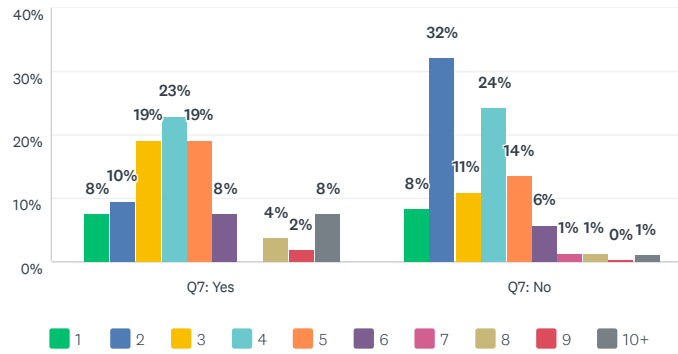
Answered: 860 Skipped: 103



	\$0-99	\$100-199	\$200-299	\$300-399	\$400-499	\$500-599	\$600-699	\$700+	TOTAL
Q7: Yes	2% 1	19% 10	23% 12	25% 13	10% 5	12% 6	0% 0	10% 5	6% 52
Q7: No	9% 70	23% 185	26% 208	18% 148	11% 90	7% 53	2% 18	4% 36	94% 808
Total Respondents	71	195	220	161	95	59	18	41	860

### Q30 How many years, total, will it take for you to complete your education?

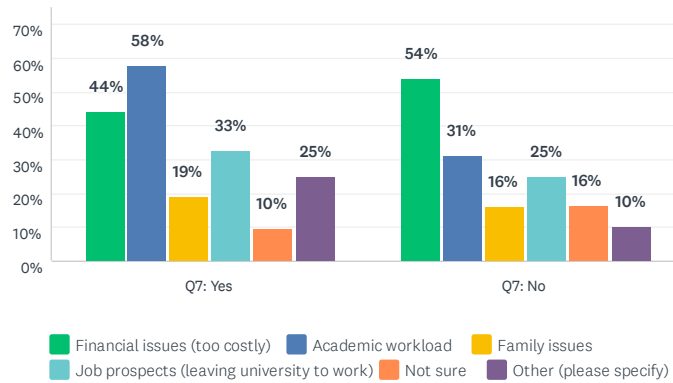
Answered: 858 Skipped: 105



	1	2	3	4	5	6	7	8	9	10+	TOTAL
Q7: Yes	8% 4	10% 5	19% 10	23% 12	19% 10	8% 4	0% 0	4% 2	2% 1	8% 4	6% 52
Q7: No	8% 67	32% 260	11% 89	24% 197	14% 110	6% 46	1% 11	1% 12	0% 4	1% 10	94% 806
Total Respondents	71	265	99	209	120	50	11	14	5	14	858

### Q31 What factors would keep you from completing your degree program within a four-year period?

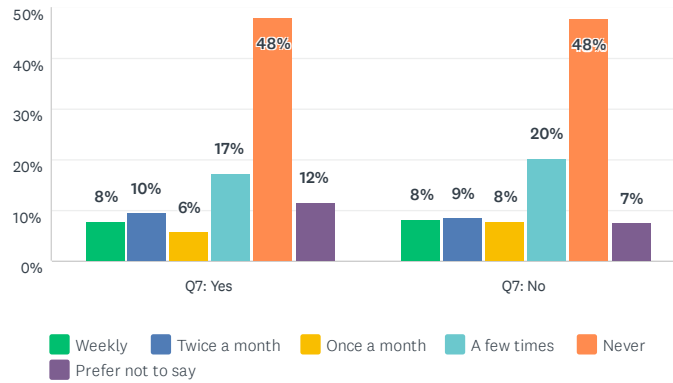
Answered: 858 Skipped: 105



	FINANCIAL ISSUES (TOO COSTLY)	ACADEMIC WORKLOAD	FAMILY ISSUES	JOB PROSPECTS (LEAVING UNIVERSITY TO WORK)	NOT SURE	OTHER (PLEASE SPECIFY)	TOTAL	
Q7: Yes	44% 23	58% 30	19% 10		33% 17	10% 5	25% 13	11% 98
Q7: No	54% 436	31% 251	16% 129		25% 204	16% 132	10% 81	144% 1,233
Total Respondents	459	281	139	221	137	94	858	

### Q32 In the past semester, how often have you worried that you might run out of food before you have money to buy more groceries?

Answered: 858 Skipped: 105

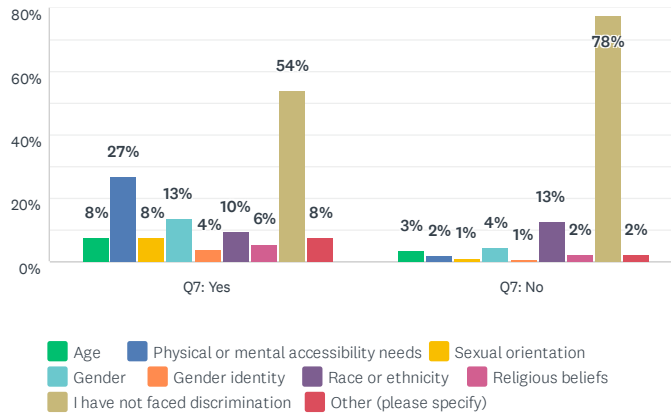


	WEEKLY	TWICE A MONTH	ONCE A MONTH	A FEW TIMES	NEVER	PREFER NOT TO SAY	TOTAL
Q7: Yes	8% 4	10% 5	6% 3	17% 9	48% 25	12% 6	6% 52
Q7: No	8% 67	9% 69	8% 63	20% 163	48% 384	7% 60	94% 806
Total Respondents	71	74	66	172	409	66	858



### Q33 Do you personally experience discrimination on campus for any of the following?

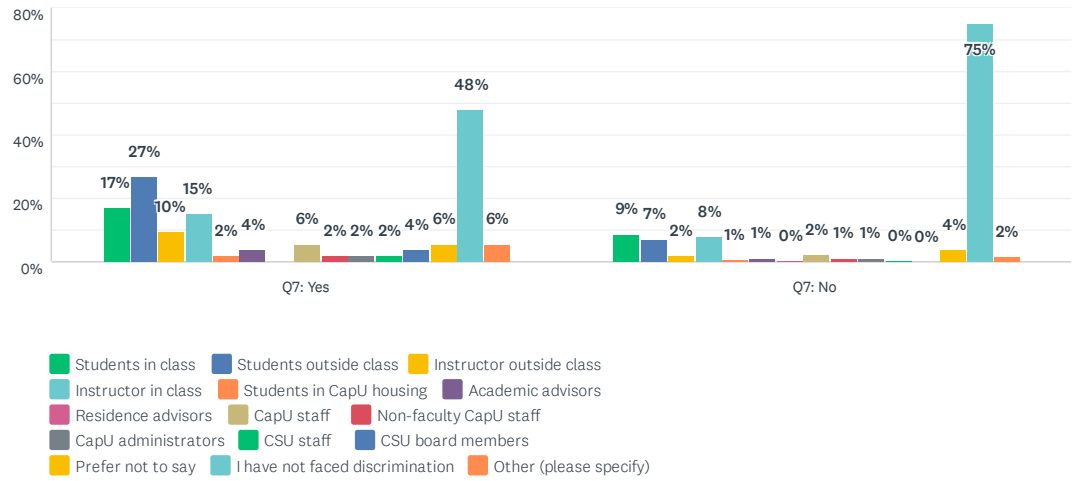
Answered: 858 Skipped: 105



	AGE	PHYSICAL OR MENTAL ACCESSIBILITY NEEDS	SEXUAL ORIENTATION	GENDER	GENDER IDENTITY	RACE OR ETHNICITY	RELIGIOUS BELIEFS	I HAVE NOT FACED DISCRIMINATION	OTHER (PLEASE SPECIFY)	TOTAL
Q7: Yes	8% 4	27% 14	8% 4	13% 7	4% 2	10% 5	6% 3	54% 28	8% 4	8% 71
Q7: No	3% 28	2% 17	1% 10	4% 35	1% 7	13% 102	2% 20	78% 625	2% 20	101% 864
Total Respondents	32	31	14	42	9	107	23	653	24	858

### Q34 From whom have you experienced discrimination?

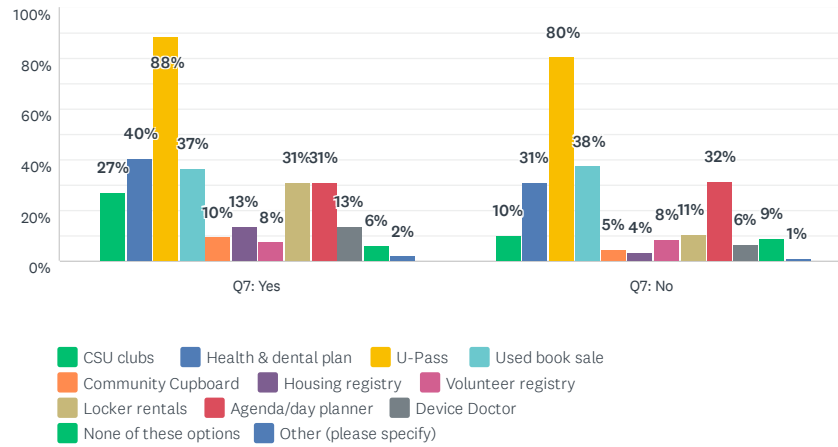
Answered: 855 Skipped: 108



	STUDENTS IN CLASS	STUDENTS OUTSIDE CLASS	INSTRUCTOR OUTSIDE CLASS	INSTRUCTOR IN CLASS	STUDENTS IN CAPU HOUSING	ACADEMIC ADVISORS	RESIDENCE ADVISORS	CAPU STAFF	NON-FACULTY CAPU STAFF	CAPU ADMINISTRATORS	CS ST
Q7: Yes	17% 9	27% 14	10% 5	15% 8	2% 1	4% 2	0% 0	6% 3	2% 1	2% 1	
Q7: No	9% 70	7% 59	2% 16	8% 63	1% 6	1% 10	0% 2	2% 19	1% 9	1% 10	
Total Respondents	79	73	21	71	7	12	2	22	10	11	5

### Q35 Which of the following CSU services have you taken advantage of during your time at CapU

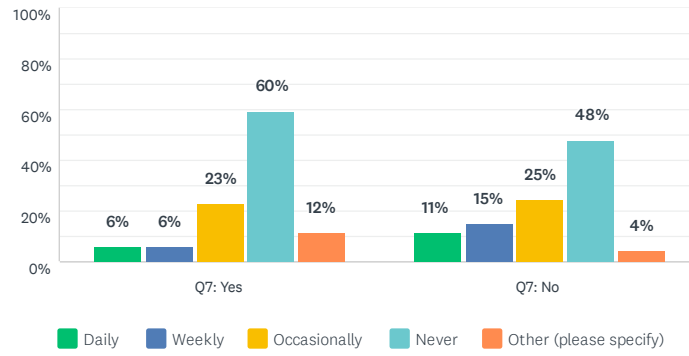
Answered: 859 Skipped: 104



	CSU CLUBS	HEALTH & DENTAL PLAN	U-PASS	USED BOOK SALE	COMMUNITY CUPBOARD	HOUSING REGISTRY	VOLUNTEER REGISTRY	LOCKER RENTALS	AGENDA/DAY PLANNER	DEVICE DOCTOR	NONE OF THESE OPTIONS	OTHER (PLEASE SPECIFY)
Q7: Yes	27% 14	40% 21	88% 46	37% 19	10% 5	13% 7	8% 4	31% 16	31% 16	13% 7	6% 3	2% 1
Q7: No	10% 82	31% 251	80% 648	38% 303	5% 38	4% 29	8% 68	11% 85	32% 255	6% 52	9% 72	1% 7
Total Respondents	96	272	694	322	43	36	72	101	271	59	75	8

### Q36 How often do you use the free agenda/day planner from the CSU?

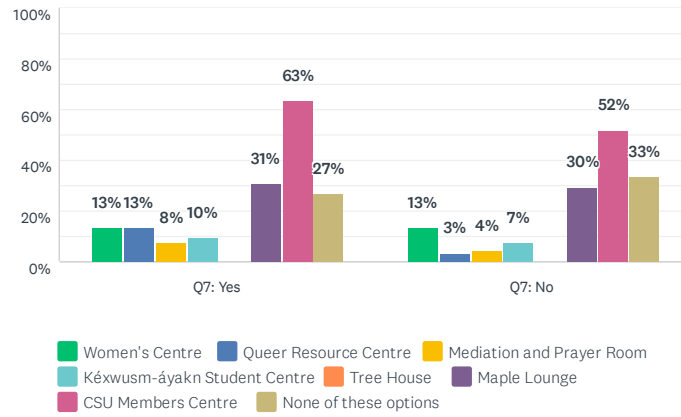
Answered: 857 Skipped: 106



	DAILY	WEEKLY	OCCASIONALLY	NEVER	OTHER (PLEASE SPECIFY)	TOTAL
Q7: Yes	6% 3	6% 3	23% 12	60% 31	12% 6	6% 55
Q7: No	11% 92	15% 121	25% 198	48% 386	4% 35	97% 832
Total Respondents	95	124	210	417	41	857

### Q37 Which of the following spaces on campus have you accessed?

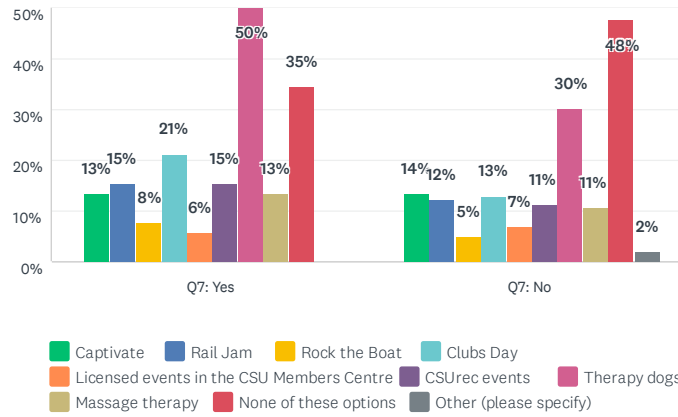
Answered: 838 Skipped: 125



	WOMEN'S CENTRE	QUEER RESOURCE CENTRE	MEDIATION AND PRAYER ROOM	KÉXWUSM-ÁYAKN STUDENT CENTRE	TREE HOUSE	MAPLE LOUNGE	CSU MEMBERS CENTRE	NONE OF THESE OPTIONS	TOTAL
Q7: Yes	13%	13%	8%	10%	0%	31%	63%	27%	10%
	7	7	4	5	0	16	33	14	86
Q7: No	13%	3%	4%	7%	0%	30%	52%	33%	135%
	106	27	35	58	0	232	408	263	1,129
Total Respondents	113	34	39	63	0	248	441	277	838

### Q38 Which CSU events have you attended?

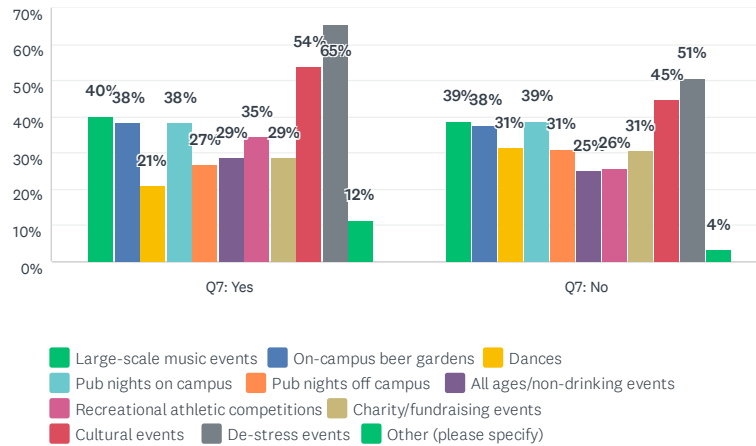
Answered: 835 Skipped: 128



	CAPTIVATE	RAIL JAM	ROCK THE BOAT	CLUBS DAY	LICENSED EVENTS IN THE CSU MEMBERS CENTRE	CSUREC EVENTS	THERAPY DOGS	MASSAGE THERAPY	NONE OF THESE OPTIONS	OTHER (PLEASE SPECIFY)	TOTAL
Q7: Yes	13% 7	15% 8	8% 4	21% 11	6% 3	15% 8	50% 26	13% 7	35% 18	0% 0	11% 92
Q7: No	14% 106	12% 95	5% 40	13% 102	7% 54	11% 88	30% 237	11% 85	48% 374	2% 16	143% 1,197
Total Respondents	113	103	44	113	57	96	263	92	392	16	835

Q39 In regards to CSU events, select those you are interested in:

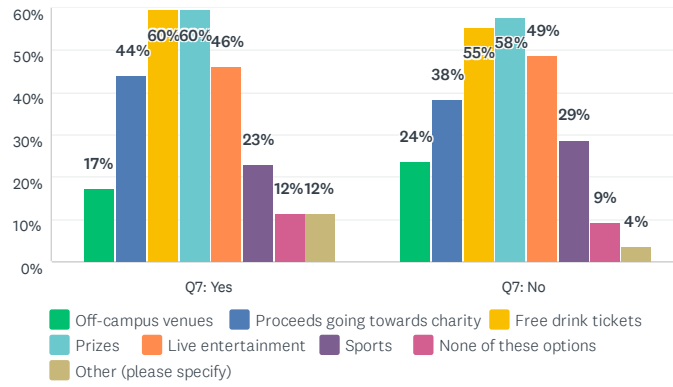
Answered: 831 Skipped: 132



	LARGE-SCALE MUSIC EVENTS	ON-CAMPUS BEER GARDENS	DANCES	PUB NIGHTS ON CAMPUS	PUB NIGHTS OFF CAMPUS	ALL AGES/NON-DRINKING EVENTS	RECREATIONAL ATHLETIC COMPETITIONS	CHARITY/FUNDRAISING EVENTS	CULTURAL EVENTS	DE-STRESS EVENTS	OTHER (PLEASE SPECIFY)
Q7: Yes	40% 21	38% 20	21% 11	38% 20	27% 14	29% 15	35% 18	29% 15	54% 28	65% 34	
Q7: No	39% 302	38% 295	31% 245	39% 303	31% 243	25% 197	26% 201	31% 240	45% 349	51% 394	
Total Respondents	323	315	256	323	257	212	219	255	377	428	34

### Q40 Which of the following would incentivize you to attend CSU events?

Answered: 836 Skipped: 127

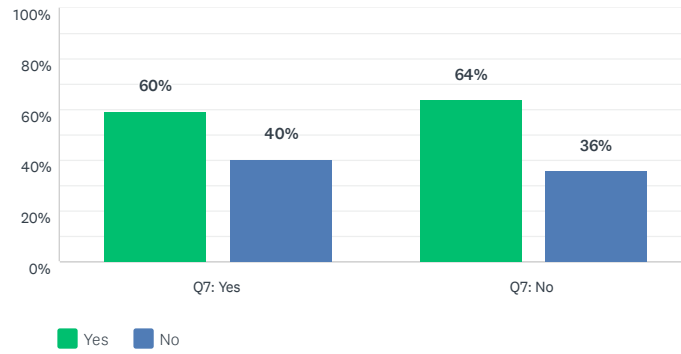


	OFF-CAMPUS VENUES	PROCEEDS GOING TOWARDS CHARITY	FREE DRINK TICKETS	PRIZES	LIVE ENTERTAINMENT	SPORTS	NONE OF THESE OPTIONS	OTHER (PLEASE SPECIFY)	TOTAL
Q7: Yes	17%	44%	60%	60%	46%	23%	12%	12%	17%
	9	23	31	31	24	12	6	6	142
Q7: No	24%	38%	55%	58%	49%	29%	9%	4%	249%
	186	300	434	455	383	225	72	28	2,083
Total Respondents	195	323	465	486	407	237	78	34	836



### Q41 Would you be willing to attend an event on campus if you did not have class that day?

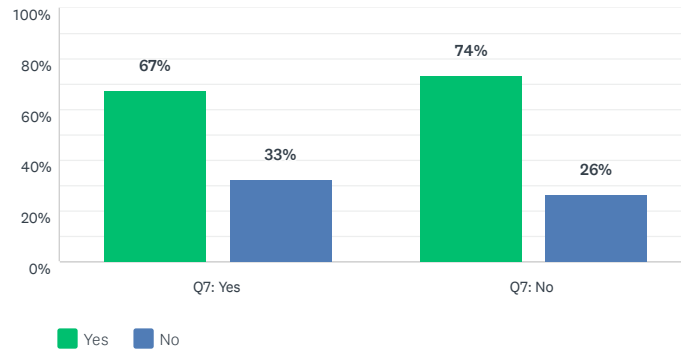
Answered: 835 Skipped: 128



	YES	NO	TOTAL
Q7: Yes	60% 31	40% 21	6% 52
Q7: No	64% 500	36% 283	94% 783
Total Respondents	531	304	835

Q42 Would you be willing to attend an event off campus if you did not have class that day?

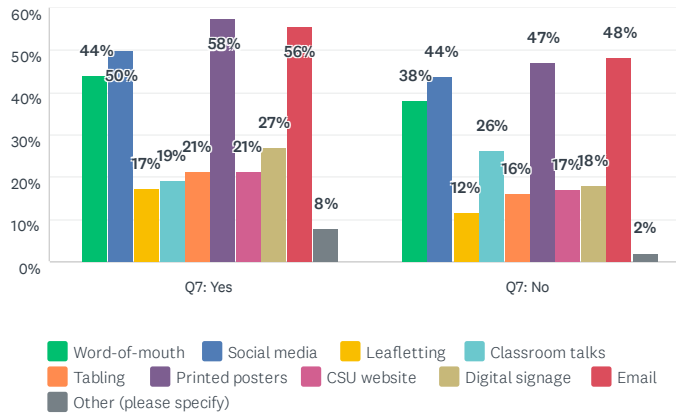
Answered: 838 Skipped: 125



	YES	NO	TOTAL
Q7: Yes	67% 35	33% 17	6% 52
Q7: No	74% 578	26% 208	94% 786
Total Respondents	613	225	838

### Q43 How did you hear about previous CSU events?

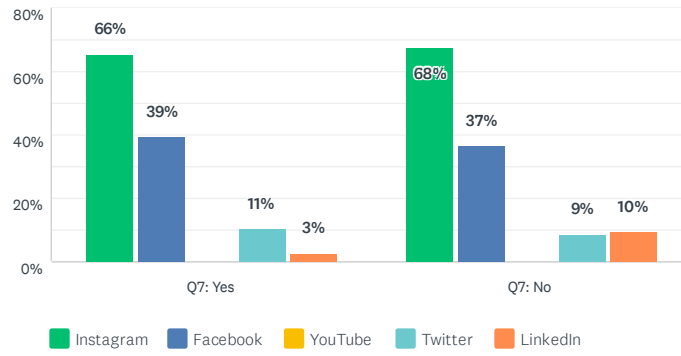
Answered: 839 Skipped: 124



	WORD-OF-MOUTH	SOCIAL MEDIA	LEAFLETTING	CLASSROOM TALKS	TABLING	PRINTED POSTERS	CSU WEBSITE	DIGITAL SIGNAGE	EMAIL	OTHER (PLEASE SPECIFY)	TOTAL
Q7: Yes	44%	50%	17%	19%	21%	58%	21%	27%	56%	8%	20%
	23	26	9	10	11	30	11	14	29	4	167
Q7: No	38%	44%	12%	26%	16%	47%	17%	18%	48%	2%	252%
	301	345	92	208	128	370	134	142	381	17	2,118
Total Respondents	324	371	101	218	139	400	145	156	410	21	839

### Q44 Do you follow the CSU on social media?

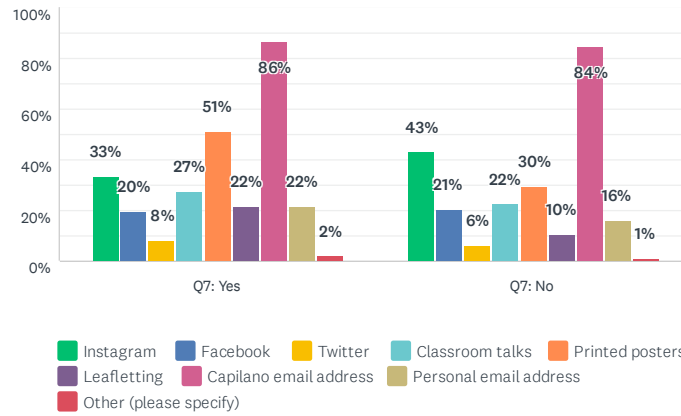
Answered: 676 Skipped: 287



	INSTAGRAM	FACEBOOK	YOUTUBE	TWITTER	LINKEDIN	TOTAL
Q7: Yes	66% 25	39% 15	0% 0	11% 4	3% 1	7% 45
Q7: No	68% 432	37% 236	0% 0	9% 57	10% 62	116% 787
Total Respondents	457	251	0	61	63	676

### Q45 What is the best way to communicate about promotions, events, or contests with you?

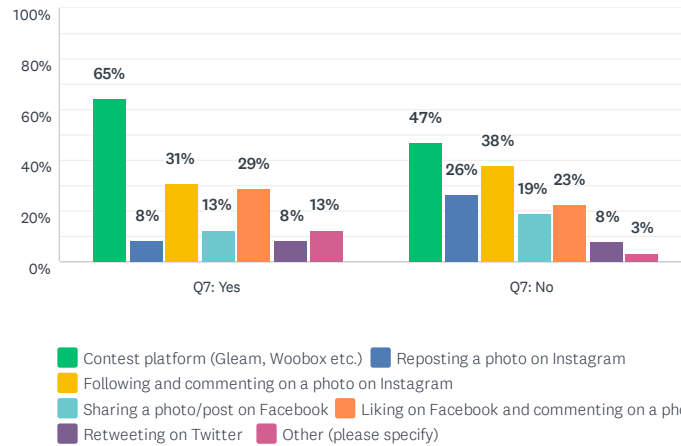
Answered: 837 Skipped: 126



	INSTAGRAM	FACEBOOK	TWITTER	CLASSROOM TALKS	PRINTED POSTERS	LEAFLETTING	CAPILANO EMAIL ADDRESS	PERSONAL EMAIL ADDRESS	OTHER (PLEASE SPECIFY)	TOTAL
Q7: Yes	33%	20%	8%	27%	51%	22%	86%	22%	2%	16%
	17	10	4	14	26	11	44	11	1	138
Q7: No	43%	21%	6%	22%	30%	10%	84%	16%	1%	220%
	338	163	49	176	232	82	664	127	9	1,840
Total Respondents	355	173	53	190	258	93	708	138	10	837

### Q46 What are the best ways to encourage you to enter a CSU contest?

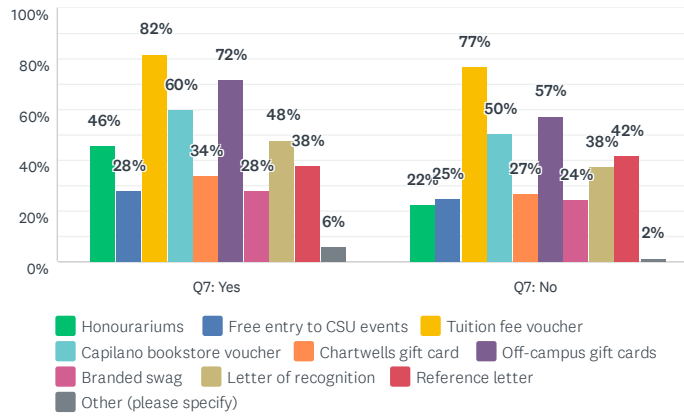
Answered: 822 Skipped: 141



	CONTEST PLATFORM (GLEAM, WOOBX ETC.)	REPOSTING A PHOTO ON INSTAGRAM	FOLLOWING AND COMMENTING ON A PHOTO ON INSTAGRAM	SHARING A PHOTO/POST ON FACEBOOK	LIKING ON FACEBOOK AND COMMENTING ON A PHOTO	RETWEETING ON TWITTER	OTHER (PLEASE SPECIFY)	TOTAL
Q7: Yes	65% 31	8% 4	31% 15	13% 6	29% 14	8% 4	13% 6	10% 80
Q7: No	47% 365	26% 204	38% 295	19% 147	23% 176	8% 61	3% 27	155% 1,275
Total Respondents	396	208	310	153	190	65	33	822

### Q47 What kind of an incentive would best encourage you to volunteer?

Answered: 834 Skipped: 129



	HONOURARIUMS	FREE ENTRY TO CSU EVENTS	TUITION FEE VOUCHER	CAPILANO BOOKSTORE VOUCHER	CHARTWELLS GIFT CARD	OFF-CAMPUS GIFT CARDS	BRANDED SWAG	LETTER OF RECOGNITION	REFERENCE LETTER	OTHER (PLEASE SPECIFY)	
Q7: Yes	46%	28%	82%	60%	34%	72%	28%	48%	38%	6%	1
	23	14	41	30	17	36	14	24	19	3	
Q7: No	22%	25%	77%	50%	27%	57%	24%	38%	42%	2%	
	175	195	603	394	210	449	192	294	331	12	
Total Respondents	198	209	644	424	227	485	206	318	350	15	

**Q48 Do you have any other comments questions or concerns you would like to share about anything related to the CSU or this survey?**

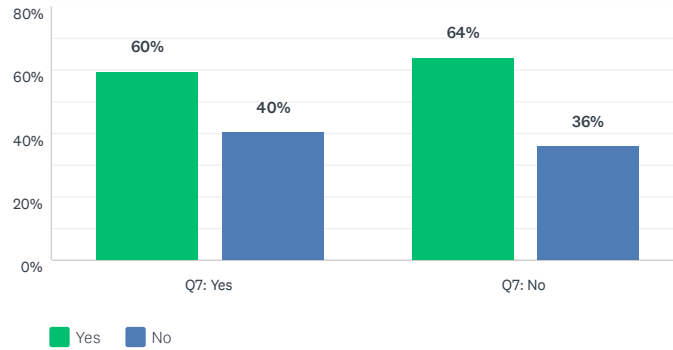
Answered: 513 Skipped: 450

	DO YOU HAVE ANY OTHER COMMENTS QUESTIONS OR CONCERNS YOU WOULD LIKE TO SHARE ABOUT ANYTHING RELATED TO THE CSU OR THIS SURVEY?		TOTAL
Q7: Yes		100.0% 26	5.1% 26
Q7: No		100.0% 487	94.9% 487
Total Respondents	513		513



Q49 May we contact you about CSU campaigns, events, or activities, by email and/or social media?By providing your personal information on this form, you agree that the Capilano Students' Union (CSU) may use your personal information to contact you about CSU campaigns, events, and activities, via email or custom social media audiences. For more information about how the CSU manages your personal information, or to contact us with questions or concerns about your privacy, please visit [csu.bc.ca/privacy](http://csu.bc.ca/privacy).

Answered: 840 Skipped: 123



	YES	NO	TOTAL
Q7: Yes	60% 31	40% 21	6% 52
Q7: No	64% 504	36% 284	94% 788
Total Respondents	535	305	840

Q50 If you would like to be entered to win a \$500 VISA gift card, enter the email at which you prefer to be contacted. NOTE: Please be assured that this information will not be associated with you personally and will be reported in aggregate form only.

Answered: 829 Skipped: 134

	NAME	COMPANY	ADDRESS	ADDRESS 2	CITY/TOWN	STATE/PROVINCE	ZIP/POSTAL CODE	COUNTRY	EMAIL ADDRESS	PHONE NUMBER	TOTAL
Q7: Yes	0.0% 0	0.0% 0	0.0% 0	0.0% 0	0.0% 0	0.0% 0	0.0% 0	0.0% 0	100.0% 51	0.0% 0	6.2% 51
Q7: No	0.0% 0	0.0% 0	0.0% 0	0.0% 0	0.0% 0	0.0% 0	0.0% 0	0.0% 0	100.0% 778	0.0% 0	93.8% 778
Total Respondents	0	0	0	0	0	0	0	0	829	0	829

### Q51 How do you identify in terms of gender?

Answered: 953 Skipped: 10

	HOW DO YOU IDENTIFY IN TERMS OF GENDER?		TOTAL
Q7: Yes		100.0% 53	5.6% 53
Q7: No		100.0% 900	94.4% 900
Total Respondents	953		953